

Emergency Food Security & Livelihoods

COMMUNITY RECOVERY CASH GRANT

Responding to the shelter, food security and livelihood needs to enable early recovery of earthquake affected people in Sumatra, Indonesia



March 2010

Indonesia




Table of contents

1	DESCRIPTION OF INTERVENTION	4
1.1	Contexts & humanitarian issues.....	4
1.2	Rationale & need assessment.....	4
1.2.1	<i>Rationale</i>	4
1.2.2	<i>Rapid Needs Assessment</i>	5
1.3	Location & beneficiaries	6
1.3.1	<i>Targeting of Beneficiaries: Appropriate or Not?</i>	7
1.4	Description of intervention.....	8
1.4.1	<i>Verification of Villages and Sensitization</i>	8
1.4.2	<i>Size / Value of Cash grant</i>	8
1.4.3	<i>Household Verification</i>	9
1.4.4	<i>Beneficiary Cards</i>	10
1.4.5	<i>Payment procedures: HH Grant</i>	10
1.4.6	<i>Distributing Community Grant Payments</i>	11
1.5	Monitoring and Evaluation.....	11
1.6	Resources (donors) & financial aspects, HR Issues	14
1.6.1	<i>Donors</i>	14
1.6.2	<i>Human Resources: EFSL</i>	15
2	ANALYSIS ON THE IMPACT OF RECOVERY CASH GRANT	15
2.1	Impact Analysis based on Post Distribution Monitoring	15
2.2	Analysis of the Evaluations.....	16
2.3	Positive points/negative points/things to improve	17
2.4	SWOT analysis	17
2.5	"Problem/solution matrix"	18
3	CONCLUSION & RECOMMENDATIONS	18
3.1	Recap' of the different lessons learned	18
3.2	Recommendations for future EFSL interventions	19
4	RESOURCES AVAILABLE FOR FURTHER INFORMATION	19

Introduction

Following the rapid assessment conducted a week after the earthquake, Oxfam has highlighted that the main concern of affected households was shelter and the mechanism to start rebuilding their houses. While the main livelihoods were not affected, some people have stopped working to secure their families, thus need access to cash to recover their normal livelihood activities. The government has announced a compensation package - however it is unlikely to happen within six months after the disaster. Having a comparative advantage of speed, Oxfam has launched an early recovery assistance to cover the needs of the population - primarily shelter and other priority needs.

In total, Oxfam has provided community recovery grants to **6,043** households or **27,891** people (**13,736** male, **14,155** female) in **26 sub-villages** of V Koto Kampung Dalam sub-district. The household grant (IDR 1,500,000/HH) was given to **4,700** affected households to purchase basic construction materials and other priority needs for their recovery. Small grant (IDR 500,000/HH) has also been given to **1,343** host families to support in the daily needs. A transportation grant (IDR 20,000/HH) was given to all **6,043** households to cover the transportation expenses during the distribution in BNI Pariaman.

Overall, the household grant (including the transportation cost)- amounting to IDR **7,842,360,000** - was aimed at preventing the erosion of the productive assets, preventing the accumulation of debts and ensuring access to cash to cover the shelter needs and basic needs of households.

Meanwhile, the community recovery grant -amounting to IDR **931,500,000** - has been used to support the construction of temporary shelters for vulnerable population, improving roads, building temporary bridges, cleaning the debris in public structures and digging drainage system.

This document is an updated version of the HSP EFSL Coordinator's End-of-Deployment Report. The objective of this document is to give a comprehensive review of the EFSL activities and the outstanding issues pertaining to the implementation of the recovery cash grant distribution in West Sumatra, Indonesia. Information for the Donor Reports can be taken from this document.

ACKNOWLEDGMENT

The author would like to thank the EFSL Team members (Budi, Hema, Meili and Yassir) and the Partner Staff from Kabisat Indonesia (Dina, Yodi, Azmar, Alphen, Rahmi, Edi) and Koalisi Perempuan Indonesia (Aci, Pia and Benny) who worked hard in implementing the EFSL Programme;

The management team, especially David, Andy, Mary and Sebastien, who diligently provided support to the EFSL team;

The team of Admin, Finance, IT and Logistics who have provided full support to EFSL to run the programme smoothly;

The team of Partnership, PHP, PHE, Shelter and Advocacy who worked with the team in implementing integrated programs;

The OGB Indonesia team (Antonia, Libby and Deep; HR, Finance and Admin; ERT and the rest of Jakarta-based staff) who provided support to Padang Response; and

The EFSL Advisers (Laura, Nupur, Camilla and Jonathan) who provided technical guidance and support for the rest of my deployment.

1 DESCRIPTION OF INTERVENTION

1.1 Contexts & humanitarian issues

According to the SitRep dated 27/12/09, the response to the earthquake was moving from emergency relief activities into more substantial early-recovery activities. However, according to the shelter cluster:

- There is a large and urgent unmet need in transitional shelter and complementary technical assistance -the cluster estimates a total funding shortfall for shelter of some US\$25 million (82,500 households x \$300)
- Within rural and peri-urban communities there are potentially up to 82,500 households without appropriate shelter.
- There will be a considerable time lag before government assistance for permanent housing reconstruction will be disbursed; this may be as late as June 2010.
- The lack of suitable shelter is having a major negative impact on livelihoods, health, protection and the environment, and in some cases may be leading to long-term asset erosion; the onset of the rainy season has added to the pressure on households as they seek to provide covered space for their children and belongings
- Self-recovery efforts are underway but people are building unsafe houses that would not be able to withstand future earthquakes; there is therefore an urgent need for technical assistance and the use of low-cost repair techniques.
- Continued needs assessments are also required, particularly in urban areas, to assess how the humanitarian community and government can best respond to the complex situation, and to ensure the needs of women and specific vulnerable groups are met.

As of February 2010, the situation in West Sumatera has focused on rehabilitation and reconstruction phase such as finalization of the budget, recruiting facilitators, distribution of the funds, and resolving the dispute about the number of damaged houses.

The national government has proposed an increasing budget from IDR 6.4 trillion to IDR 8.4 trillion during the rehabilitation and reconstruction phase. This was conveyed by Coordinator of Technical Support Team (TPT) Rehabilitation and Reconstruction of the National Agency for Disaster Management (BNPB).

1.2 Rationale & need assessment

1.2.1 Rationale

The recovery/cash grant was conceptualized to achieve the following objectives:

- ➔ Target families are able to engage in temporary shelter construction
- ➔ Beneficiaries have met immediate food and livelihood needs
- ➔ Establish long-term impact as a result of community work
- ➔ Mapping of critical market-systems for guidance and support to the UN cluster strategy for shelter and early recover
- ➔ Advocacy on Cash Transfer Programming (CTP) for global cash learning project (CaLP)

1.2.2 Rapid Needs Assessment

Oxfam and its Partners conducted a 3-day assessment in the most affected areas of Padang Pariaman and Agam Districts. The purpose of the assessment was to gain sufficient information on the damage levels and impact of the disaster on household food access and availability in the most affected districts, as well as to identify the needs of the most vulnerable population in these areas.

The assessment also aimed at understanding the capacities, vulnerabilities and coping mechanisms of the affected men and women with a particular focus on the food security and livelihoods. The assessment took into account the gender and protection issues with specific needs and concerns of women and children.

Needs analysis and proposed interventions were based on a clear understanding of gender and vulnerability and findings were crosschecked of information from other agencies and the UN food and early recovery clusters.

The assessment methodologies include key informant interviews, focus group discussions among men and women, community meetings, field trips and structured interviews to ensure quality data collection and triangulation of the information gathered.

Main conclusions:

- ➔ Overall, the main concern of affected households was shelter and how to begin to rebuild their housing, and begin to recover their normal livelihood activities. The government has announced a compensation package - however, it was not clear as to when the package would be available.
- ➔ The loss of household food stocks and higher food prices in the markets was reducing the household food access and increasing the possible risk of food insecurity.
- ➔ Time normally used for farming or income earning activities is now being used to meet the other survival needs of households. This non-productive use of time is limiting households from returning to normal income earning activities and stalling their early recovery.
- ➔ In general, the main sources of livelihoods (agriculture) and trade have not been severely affected by the earthquake. The scale of the impact on agriculture depends greatly on the number of landslides, and varies from village to village and even between households. Another important community asset affected has been the irrigation systems for rice production. It has been reported in the early recovery cluster that roughly 5% of rice has been ruined due to damage to secondary irrigation and a further 25% of the harvest is at risk if the secondary canals cannot be repaired in time. There is an opportunity for community labour projects, which will benefit the individuals' labourer in the short-term, whilst benefiting the wider community.

In summary - it was assumed that without an early intervention that supports livelihood recovery, the negative impact to households would have a multiplier effect. Firstly, farmers will not concentrate normal farming activities, until they have a safe homestead and feel they can safely return to their land - the impact of this will be an increased dependence on outside assistance for longer. Secondly, farmers will begin to asset strip, enter into "unfair" trade agreements, use harvests (for a low market value) as collateral to free up cash to cover their immediate costs and begin to rebuild their shelter. If this happens - farmers may be able to meet their short-term needs, however the long term impact maybe long lasting and cripple farmers recovery for many years.

1.3 Location & beneficiaries

The initial target was 5,000 HH (4000 affected (80%) and 1,000 host families (20%)), however, it was trimmed down several times due to uncertainty in funding. The project has been subsequently divided into two phases.

First Phase

The first phase has targeted 2,260 households. The proposal was submitted to DEC and Oxfam International. However, the project has only achieved 82% of its target beneficiaries (1,863 HH). This was due to the following circumstances:

- In the proposal, it was assumed that affected families were 80% of the target beneficiaries while host families were 20%. In reality, affected families were 90% of the total beneficiaries. This has affected the calculation as affected families received twice as that of host families.
- The provision of the transportation cost to the beneficiaries as well as other administrative cost (ID card, distribution sheets, monitoring activities) has been factored in and has an impact on the budget.
- To add few households from one sub-village without covering the whole population will just create conflict among the population.

Nevertheless, the overall programme strategy and funding has covered the remaining beneficiaries within the sub-district of V. Koto Kampung Dalam.

Table 1: Breakdown of covered beneficiaries per sub-village, First Phase

Sub District	Nagari/ Village	Korong Sub Village	Host Families		Affected Families		# Beneficiaries			
			# HH	GRANT IDR	# HH	GRANT IDR	Male	Female	Total	Total HHs
				A+C+D		B+C+D				
V Koto Kampung Dalam	Campago	Bukik Caliak	31	31,620,000	221	446,420,000	602	600	1202	252
		Campago	4	4,080,000	193	389,860,000	507	485	992	197
		Sei Jelatang	9	9,180,000	197	397,940,000	497	520	1017	206
		Bk. Kaduang/ Kp Pauh	1	1,020,000	93	187,860,000	219	252	471	94
		Ajung	12	12,240,000	95	191,900,000	266	305	571	107
	Sikucur	Durian Kadok	16	16,320,000	120	242,400,000	281	287	568	136
		Bio-Bio	64	65,280,000	121	244,420,000	391	424	815	185
		Alahan Tabek	37	37,740,000	390	787,800,000	950	912	1862	427
		Patamuan	3	3,060,000	48	96,960,000	126	122	248	51
		Sei Jariah	17	17,340,000	191	385,820,000	476	502	978	208
TOTAL - PHASE 1			194	197,880,000	1669	3,371,380,000	4315	4409	8724	1863
Grant A = Host, IDR 500,000; Grant B = Affected, IDR 1,500,000; Grant C = Transportation, IDR 20,000; Grant D = Community, IDR 500,000										

Second Phase

In early November, AusAid and other Oxfam International affiliates have finally agreed to support the second phase of the project. In total, the second phase has covered 4,180 HH beneficiaries from the remaining sub-villages within V Koto Kampung Dalam sub-district.

As most of the remaining sub-villages were situated in accessible areas and have already finished cleaning up debris, community work was not anymore feasible. Only household grant was given and community grant was not implemented.

Table 2: Breakdown of covered beneficiaries per sub-village, Second Phase

Sub District	Nagari/ Village	Korong Sub Village	Host Families		Affected Families		# Beneficiaries			
			# HH	GRANT IDR	# HH	GRANT IDR	Male	Female	Total	Total HHs
			A+C		B+C					
V Koto Kampung Dalam	Campago	Toboh	178	92,560,000	325	494,000,000	1388	1353	2741	503
		Bk Gonggang	59	30,680,000	218	331,360,000	616	689	1305	277
		Kp Dalam	82	42,640,000	285	433,200,000	857	876	1733	367
		Kp Pauh	50	26,000,000	178	270,560,000	501	525	1026	228
		Kp Tanjung	74	38,480,000	181	275,120,000	691	669	1360	255
		Bayur	52	27,040,000	147	223,440,000	601	524	1125	199
		Kajai	31	16,120,000	57	86,640,000	233	231	464	88
		Pd Manis	108	56,160,000	116	176,320,000	492	506	998	224
	Sikucur	Bunga Tanjung	37	19,240,000	141	214,320,000	413	425	838	178
		Lansano	48	24,960,000	146	221,920,000	96	438	534	194
		Dr Dangka	56	29,120,000	275	418,000,000	722	690	1412	331
		Sikucur	48	24,960,000	171	259,920,000	442	440	882	219
		Tb Marunggai	77	40,040,000	213	323,760,000	657	666	1323	290
		Kh Selatan	55	28,600,000	143	217,360,000	418	412	830	198
		Kh Utara	100	52,000,000	186	282,720,000	582	592	1174	286
		Kh Timur	25	13,000,000	112	170,240,000	274	273	547	137
Kh Barat	69	35,880,000	137	208,240,000	438	437	875	206		
TOTAL - PHASE 2			1,149	597,480,000	3,031	4,607,120,000	9,421	9,746	19,167	4,180

Grant A = Host, IDR 500,000; Grant B = Affected, IDR 1,500,000; Grant C = Transportation, IDR 20,000;

1.3.1 Targeting of Beneficiaries: Appropriate or Not?

Targeting issues

Targeting is a sensitive issue, particularly among humanitarian organizations doing cash transfer. In the communities, targeting becomes even harder when population will argue that everybody in the village was affected. The unavailability of data that will determine the level of vulnerability of each household level makes it almost impossible to do targeting.

Targeting was never an easy task and targeting in highly affected villages was even harder owing to the fact that:

- ✓ People are living in host families, IDP camps and emergency shelter next to their former houses. Close family relations and high population density make it very hard to contain information and prevent the spreading of rumours;
- ✓ No clear evidence of traditional or pre-disaster wealth ranking thus people feel they were all entitled to support.
- ✓ Cash distribution could be highly political: “thank you” money will be collected to those who will be selected and social jealousy may be triggered for those who will not be covered, thus, posing risk for security.
- ✓ Apparently, being a widow or single-headed household does not represent an accurate vulnerability indicator, as population believes that not all widows are vulnerable.

Instead of targeting households, an entire community has been targeted itself. Priorities were given to less accessible communities with more than 80% total destruction to houses and infrastructure in target location, with particular focus on ensuring that women within the household are the direct recipients of the programme outputs and that less access to humanitarian aid.

Women were considered as the main beneficiary as their names should be listed in the ID cards as well as on the list of beneficiaries. Vulnerable households (old, with physical disability) were given consideration to get money directly in the field rather than in the bank.

1.4 Description of intervention

1.4.1 Verification of Villages and Sensitization

The cash grant distribution could trigger conflict, thus a clear set of criteria for selecting the target community have been developed together with the local partner. A Recovery Grant Strategy has been developed as well as the payment release. (See Appendix A)

A brief meeting with the Camat and with the heads of Campago and Sikur Nagaris was done prior to the selection of the target communities. Oxfam and Kabisat have presented the criteria for the selection of the community and based on this information, several areas have recommended for verification.

The team composed of Oxfam staff and partner staff went to the villages and verified the information in accordance with the agreed criteria. As soon as the community has been visited the team will decide if the sub-village will be prioritized or not.

If the community passed the criteria, meeting with the community members is conducted, presenting to them the community work but not informing them of the cash grant. The community members will choose at least several members to form a committee. The committee will help in the verification of data and sharing of information to members.

Communities are then informed to organize a group, with 10 HH members per group. A form is given to each group to fill with the details of each HH member, including sex-disaggregated data, number of productive and unproductive members and the main sources of income. The forms are collected and the data are entered into a database. The names are again verified against the government list.

1.4.2 Size / Value of Cash grant

At first, the value/size of the grant was based on the actual calculation of the temporary shelter, which was around 2 million IDR. Given that most of the households have salvaged other recyclable materials such as wood, GI sheets, doors, window frames, etc., an allocation of 1.5 million-grant was considered. A carpenter was asked to list down materials that can be purchased with 1.5 million and has validated that it would be enough to support the rebuilding of temporary shelter.

For food consumption, the amount of IDR 500,000 was based on one-month consumption of a family with more than 5 members. It has an extra amount to cover other needs. This amount has been allocated to host families or those househouse were not significantly destroyed.

Community Grant (equivalent to IDR 500,000 per HH) was given to foster cohesion in the community as well as to provide psychosocial support to the affected households. The community members were grouped into 10 hh per group. The group has to plan for a community-based work that would be beneficial for individual members as well as for the entire community. These activities ranges from debris cleaning of public facilities such as mosques and schools, road cleaning, drainage cleaning, clearing od roads affected by landslides, putting up of temporary bridges, helping the vulneble members to re-build temporary shelters, etc. The community grant (depending on the size of the group but the calculation is IDR 500,000 per HH member) was released to the leader and treasurer of the group who were responsible in disbursing the money to the members.

Each beneficiary household was also entitled to receive IDR 20,000 to cover the transportation during the grant distribution.

1.4.3 Household Verification

To ensure that the program will cover the real beneficiaries and give appropriate support according to the level of destruction, individual household verification was done using the following steps:

1. EFSL team members collect the official list from the sub-district office. During the phase 1, the list from government was used to crosscheck with the list of groupings for the community work.
2. Re-encode the list and provide additional columns for the ID number, name of HH head, number of male members, female members, total number of HH members, grant code category (AF15K or HF05K), space for signature, cost of transportation and remarks from the EFSL Team. Cash Grant Code represents the status of the damage (AF15K = Severely and Totally Damaged houses; HF05K = partially damaged houses and are treated host families)

EMERGENCY RESPONSE
GEMPA SUMATERA BARAT - INDONESIA
EFSL PROGRAM
Sub-Village: Ajung I Campago,
Sub-District: V Koto Kampung Dalam



Date: 3/2/2010

No.	ID Number	Name of beneficiaries	Total male	Total Female	Total Members	Cash Code	Transport Allowance	Signature	House Verification
1	AJ-CAKD-0001	RAKANI				AF15K	20,000		
2	AJ-CAKD-0002	MANSURDIN				AF15K	20,000		
3	AJ-CAKD-0003	SULAI				AF15K	20,000		
4	AJ-CAKD-0004	TALUA 1				AF15K	20,000		

Didistribusikan oleh:

EFSL Officer

Dikeluarkan oleh:

Wall Korong Ajung

Disahkan oleh:

Loreto Palmaera Jr.
EFSL Coordinator

1

3. EFSL team visits the individual beneficiary house, adding the name of the woman head (wife) if available, getting the information on the number of members + gender, and checking the status of damage vs. the grant category. If the damage level corresponds with the Grant Code, EFSL member will put OK on the remarks. However, if the condition does not match the code, the EFSL member will put on the remarks the right code (i.e. AF15K for severely and totally damaged houses and HF05K for partially or not-damaged houses), which will be the basis for the entitlement of the cash grant. Should the house is not categorized properly; the EFSL team will change the category according to the actual status of the damage.

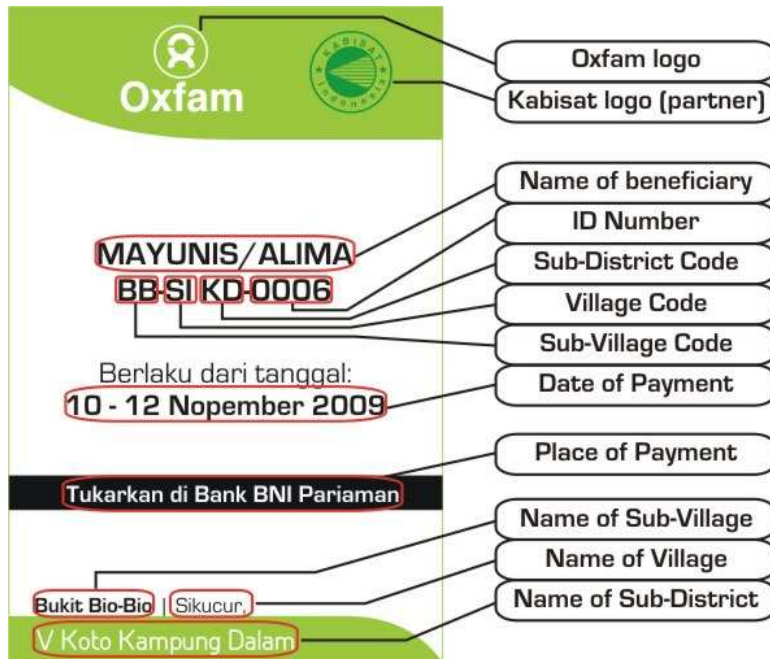
Note that a lot of houses were miscategorized as totally damage even if the house was not damaged at all. There were also cases were houses are categorized as partially damaged even if the house was completely damaged.

Other community members living in the area were excluded while some names were registered twice (using their real names and their nicknames). There were also houses, which were not used for several years even before the disaster. Worse, some owners who were still listed eventhough they were already dead.

Given the above-mentioned circumstances, *it was very crucial for the team to check the house one by one. In total, more than 6100 houses have been checked but only 6043 HH passed the verification process.*

1.4.4 Beneficiary Cards


Beneficiary cards were issued to beneficiaries at their household premises. This was done to ensure the correct entitlement and transparency on the actual amount to be received by the beneficiary. The ID card has the following information:



The card has some special features to avoid the risk of duplication. It has been printed in color and has been laminated. It was surrendered to the EFSL team member during the releasing of the grant.

The provision of ID card was proven to facilitate efficiency and promoting dignity among the beneficiaries. However, given the timing, the production of ID cards has pushed the EFSL staff members to work overtime to print, laminate and sort the cards.

1.4.5 Payment procedures: HH Grant



The payment was done three times per week at the BNI Bank premises in Pariaman. On these days, beneficiaries come with their cards to get paid. A transportation cost was paid in advance to the beneficiary upon the distribution of the card.

During the payment time, one EFSL senior staff member will work with Finance staff to do the payment. Cards are collected and beneficiaries have to affix their signatures upon receiving the cash.

1.4.6 Distributing Community Grant Payments

Community grant distributions were done in two batches: 50% covering 5 days of work and another 50% upon the completion of community work. The total number of beneficiaries should match the number of beneficiaries who received the household grant.

The first batch of community grant payment is done together with Hygiene kits distribution. The treasurer and the head of the group will receive the money and distribute the amount to the members along with the hygiene kits. Each member will receive Rp250.000 per batch.



Left Photo: Public Health team joined the EFSL team to do the hygiene promotion session prior to community grant distribution. Distribution of hygiene kits was done at the same time with community grant distribution to members. Right Photo: The treasurer of the group is giving the grant to the members.

1.5 Monitoring and Evaluation

Baseline Survey, October-November 2009

A baseline survey was done prior to the implementation of the programme. Various information has been collected such as the type of settlement just after the disaster, demography, household economy before the disaster, sources of income after the disaster, type of humanitarian aid received, main expenditures, household movements, dietary information, non-food items and services destroyed, water and sanitation access and hygiene, and the main constraints of the community.

Key Findings

Source of Income before the Disaster: Agriculture was the main source of income before the earthquake (62%), followed by trade/service (31%) and daily labor (31%). Livestock and poultry was the source of income for 23% of respondents while 8% depends on remittances. Among those who relied on agriculture, 69% planted rice, 57% planted coconut, 40% relied on *pinang* while 37% and 26% relied on banana and cacao production, respectively. The average income derived from agriculture was IDR 426,000 per month.

Changes in Income Source after the Disaster: More than 79% has confirmed that their main livelihood was either directly or indirectly affected by the earthquake. Of these, 63% stated that there was destruction of productive assets, 34% confirmed to have lost their jobs, and 31% have experienced less number of days of working. While there was a minimal decrease in the usual activities, humanitarian work (such as daily work and agriculture related activities) has provided temporary jobs for 3% of the respondents.

Humanitarian Aid: 100% of the respondents confirmed to have received an aid from different source. The quantity and quality, as well as the coverage, vary from place to place. Areas living near the roads have accessed to different aids while people in the remote areas have been dependent from the aid given through their local leaders. 100% confirmed to have received food, 83% received medical assistance and 71% received hygiene items and 68% non-food items.

Expenditure: There was less percentage of respondent who have incurred expenditure on food (from 100% to 97%) which can be attributed to the distribution of food assistance, education (71% to 63%) as the schools were destroyed and most students stopped schooling for few weeks and transportation (89% to 80%) due to damaged roads. However, there was high spending on shelter materials (0% to 31%).

First Post-Distribution Monitoring, December 2009

The purpose of the monitoring activity was to evaluate the use of the cash grant and the community recovery grant. It has also taken into account the impact of the cash grant in terms of early recovery and protection of livelihoods.

Data were gathered using specific monitoring tools, which include household questionnaire, focus group discussions and key informant's interview. Program matrix was also compiled and attached to this report to provide more information on the coverage of the project, with segregation of gender as well as the age group. The results were entered and analyzed in Sphinx software.

A total of 120 households were interviewed from 9 sub-villages of V Koto Kp. Dalam Sub-district, representing Campago (43%) and Sikucur (57%). The sample size represents 6% of the beneficiaries covered. Quantitative data and qualitative information were taken from 23 November up to 3 December 2009.

Key Findings:

Settlement: The current settlement of the affected population showed that 79% were living in a temporary shelter next to their former house, 16% were living with host families while 4% were staying temporarily in public structures such as mosques and government buildings. Nobody has reported to stay in the IDP camp.

Demography: The monitoring activity has confirmed that there were more women (51%) than men (49%) in the community. In general, most of the population (55%) is between 18 to 60 years old. Children below 5 years old constitute 11%, school-aged children accounts for 13%, young people accounts for 15% while elders has only 9%. In terms of family structure, couple-headed households constitute 77%, women-headed households are 17% and men-headed households are less than 7%.

Coverage: All (100%) respondents confirmed that they have received the cash grant, of which, 89% were categorized as affected families and have received 1.5 million IDR while 11% were host families and have received half million IDR.

Use of Grant: 76% of the respondents have used part of the grant to buy shelter materials, 38% of the HH affirmed that they used part of the grant to buy food items while 26% have kept part of the amount as savings. Meanwhile, 17% have bought non-food items through the cash grant, 5% have paid debts, 4% have paid the schooling of their children while 3% have purchased productive assets.

Among those who purchased shelter materials, 33% have procured wood, 21% procured cement, 18% procured zinc roof, 16% bought plywood, 5% purchased bricks and less than 8%

has procured other materials such as sand, gravel and nails. The average amount spent for shelter material was 1.1 million IDR. Among those who procured the shelter materials, 88% bought the materials in Kampung Dalam, 11% in Pariaman and 1% in Padang

Fish, vegetables and rice were among the food items bought by the beneficiaries from the cash grants they received. The cash spent on food was partly coming from the household grant and from the community grant. Most of the items (69%) were purchased in Kampung Dalam market, 29% in small shops (kiosks) in the community and 2% in Pariaman market.

Conclusion: As assumed, the cash grant has been used for its intended purpose - to buy shelter materials, to provide food and to protect the erosion of the livelihood assets. Most households were able to save the income, which they may have used for constructing temporary shelter. The cash grant has also helped in answering the basic needs of the communities specifically food, non-food items and the education of their children.

Second Post-Distribution Monitoring, February 2010

The second post distribution monitoring activity was done in January 2010 to evaluate the use of the cash grant. Community recovery grant was not given during the second phase. Similar to the first PDM, the second PDM has also taken into account the impact of the cash grant in terms of early recovery and protection of livelihoods. The same type of monitoring tools and methodology were used as of the first PDM.

A total of 444 households were interviewed from 17 sub-villages of V Koto Kp. Dalam Sub-district, representing Campago (50%) and Sikucur (50%). The sample size represents around 11% of the beneficiaries covered. Quantitative data and qualitative information were taken in January 2010.

Key Findings:

Settlement: The current settlement of the affected population showed that 27% were living in a new temporary shelter while 69% were living in renovated former house. Only 2% were living with host families while 2% were staying temporarily in public structures such as mosques and government buildings.

Demography: The ratio of women (51%) in the community was still higher than men (49%). In general, 55% of the population was between 18 to 60 years old, 15% was between 11-17 years old, 11% was 6-11 years old, 10% was below five years old and 8% was above 60 years old. In terms of family structure, couple-headed households constitute 77%, women-headed households were 18%, men-headed households were less than 3% and elderly-headed households were less than 2%.

Coverage: All respondents confirmed that they have received the cash grant. Around 78% were categorized as affected families and have received 1.5 million IDR while 22% were host families and have received half million IDR.

Use of Grant: 64% of the respondents have used part of the grant to buy shelter materials, 17% of the HH affirmed that they used part of the grant to buy food items while 12% have kept part of the amount as savings. Meanwhile, 2% have bought non-food items through the cash grant, less than 1% has paid debts, less than 1% has paid the schooling of their children while 3% have purchased productive assets.

Among those who purchased shelter materials, 26% have procured cement, 19% procured wood, 13% purchased zinc roof, 8% bought plywood, 8% purchased bricks and less than 27% has procured other materials such as sand, gravel and nails but mostly to pay skilled labor. The average amount spent for shelter material was 1,032,000 IDR. Among those who procured the shelter materials, 86% bought the materials in Kampung Dalam, 10% in Pariaman and 4% from outside including Padang.

In terms of food expenditure, rice (22.5%), fish (22%), vegetables (19.5%) and eggs (8%) were among the food items bought by the beneficiaries from the cash grants they received. Most of the items were purchased in Kampung Dalam market (61%), in small shops (kiosks) in the community (31%) and outside neighboring areas (8%).

Conclusion: Aside from answering the needs for shelter materials, the cash grant has enabled the communities to secure food stock for a certain period of time and has helped them recover productive assets. As mentioned in one of the interviews with the beneficiary, the affected household has increased her production three times by re-investing the original grant.

Impact Analysis and Evaluation, March-April 2010

In January 2010, Oxfam GB has invited other organizations working in West Sumatra, particularly to those who are doing cash transfer, to come up with an interagency learning document regarding the cash transfer program in West Sumatra Earthquake Response. Oxfam GB is currently on a process of hiring a consultant to consolidate findings and facilitate a learning process for an Inter-Agency Impact Assessment of the Cash Transfer Programmes in West Sumatra used by Catholic Relief Services (CRS), Oxfam GB, Save the Children and Mercy Corps. The consultant will compile the findings into an inter-agency report and facilitate a debriefing process in which recommendations and lessons learned would be documented based on the following objectives:

1. To document the process undertaken by the participating agencies of determining to use CTP, the type of cash transfer, and the various methodologies for the provision of temporary shelter;
2. To consolidate the findings from the participating agencies of the impact of cash transfer programming in the communities, with a clear statement of key advantages and disadvantages of the various approaches;
3. To provide a clear document of the lessons learned with reference to the available CTP materials (such as Oxfam, ODI, HPG, ALNAP, IFRC, ACF, etc) for both an internal audience, within the agencies, and an external audience to include government stakeholders and donors
4. To facilitate a debriefing workshop in which the agencies discuss the findings from the assessment project and develop recommendations for future programming

As part of this inter-agency learning exercise, an advocacy paper specific to Indonesia will be developed to lobby for the use of Cash Transfer as an option for emergency and recovery interventions.

1.6 Resources (donors) & financial aspects, HR Issues

1.6.1 Donors

DEC has provided financial support for the first phase of the intervention. The amount has covered the transportation cost, household grants, community grants, partnership, human resources and logistics needs of the EFSL team.

Australian Aid has funded the second phase with some financial support from Oxfam International affiliates.

DEC	1754 CG - HHs Affected x IDR 1,500,000	1754	HH	1	time	1,500,000	2,631,000,000	146,167
DEC	137 CG - Host Families x IDR 500,000	137	host	1	time	500,000	68,500,000	3,806
DEC	78 CG - Groups x IDR 5,000,000	78	host	1	time	5,000,000	390,000,000	21,667
DEC	1891 Transport Grant x IDR 20,000	1891	HH	1	time	20,000	37,820,000	2,101
OI	111 CG - Groups x 5,000,000 IDR	111	groups	1	time	5,000,000	555,000,000	30,833
OI	1415 CG - HH Affected x 1,500,000 IDR	1415	HH	1	time	1,500,000	2,122,500,000	117,917
OI	1415 CG - Transportation Grant x 20,000 IDR	1415	benef	1	time	20,000	28,300,000	1,572
OxAus	193 CG - HH Affected x 20,000 IDR	193	HH	3	time	1,500,002	868,501,158	48,250
OxAus	193 CG - Transportation x 20,000 IDR	193	benef	1	time	20,000	3,860,000	214
AusAID	2368 CG - HHs x IDR 1,500,000	2368	HH	1	time	1,500,000	3,552,000,000	197,333
AusAID	508 CG - host x IDR 500,000	508	host	1	time	500,000	254,000,000	14,111
AusAID	2876 CG - Transportation Grant x IDR 20,000	2876	benef	1	time	20,000	57,520,000	3,196
AusAID	Staff & partner Training	1	lumpsum	1	time			222
OI	Lunch meeting	0	people	3	month	25,000	0	0
DEC	Grant to partner_CTP	1	unit	1	lumpsum		79,100,000	4,394
AUSAID	Grant to partner_CTP	1	unit	1	lumpsum		79,100,000	4,394
OI	Partner Grant- Livelihood Officer secondment E2	0	person	3	month	3,727,440	0	0

1.6.2 Human Resources: EFSL

EFFSL Coordinator: Loreto Palmaera (HSP - Oxfam GB)

Team Leaders: Muhammad Yassir, Budi Arifin, Hema Malini and Meili Narti

Partner Staff Members: (KABISAT) Dina, Yodi, Azmar, Alphen, Rahmi, Edi; (KPI) Aci, Pia, Benny

2 ANALYSIS ON THE IMPACT OF RECOVERY CASH GRANT

2.1 Impact Analysis based on Post Distribution Monitoring

Socio-Economic impact:

In this context where the main livelihoods were not significantly affected, markets remained operation and people's capacities were high - cash grant has proven to be efficient and vital in contributing to the fast recovery of the affected population

The cash grant has allowed some beneficiaries to recover their livelihoods. In Bukit Caliak, a 50-year old woman (Ibu Hanimar) has invested the IDR 500,000 from cash grant and IDR 500,000 from community grant to start her *Sate Padang* (special Barbeque known in Padang) business. Ibu Hanimar, with the assistance of her son-in-law, has started selling sate Padang around the neighboring villages and started earning IDR 100,000 per day in normal times. They used the money to rent the bike and buy the ingredients

Social Impact and Psychosocial Benefits

The community-grant mechanism has improved social relation, empowered people to decide by their own benefits and has given the communities a dignity to answer their own needs. It also helped the beneficiaries to start recovering their normal activities through normal work.

2.2 Analysis of the Evaluations

These are some of the statements in the recent evaluation done in conjunction with Oxfam's Response in West Sumatra.

Impact on women and economy

Oxfam's livelihood programme in Indonesia has had a positive impact on women, helping them to buy new materials to re-start or increase their home industries. One family has increased production threefold through reinvesting the original grant. (*Indonesia, Philippines and Vietnam Crisis Appeal Monitoring Mission. DEC. February 2010*)

Relevance and Appropriateness of the Response

Cash-programming/EFSL process can be seen as good practice e.g. a quick and validated assessments, documented and analysed, taking into account socio-economic conditions, this has led to a clear programme choices (*Real Time Evaluation Report. Oxfam East Asia. Nov 2009*).

Overall, the cash programmes had the most positive responses, as appropriate and timely from beneficiaries, staff, partners and other stakeholders in both responses. (*Real Time Evaluation Report. Oxfam East Asia. Nov 2009*).

If a similar disaster were to arise, the respondents indicated that the most appropriate and useful item to them and their families would be **cash grants (75%)** and jointly food and cement (34%) In village interviews conducted for this evaluation, beneficiaries indicated that while food was an important need there was a lot of this provided, often dropped along the road by individuals and businesses wanting to help. Both men and women stated that shelter - both emergency shelter and assistance to rebuild (in any form - cash, materials, construction assistance) was their first priority for external assistance. (*Post Distribution Monitoring Report for Oxfas Emergency Shelter Program. Satunama, 2009*).

Issue of Accountability

Oxfam has a growing body of experience in cash grant distribution, and this is a well-received and efficient form of assistance. Oxfam's process of cash grant distribution, particularly verification of beneficiary data, is very thorough, highly accountable, and has wider learning potential - for example to inform the distribution of government cash assistance. (*Evaluation of Oxfam Indonesia's Response to Earthquakes in West Java and West Sumatra. Anne Lockley. February 2010*)

Programme Efficiency

Cash distribution is very cost efficient at 95% of the total sectoral programme cost reaching the beneficiaries in the form of cash. This finding needs to be supplemented by additional comparative information on recovery rates and rebuilding quality but this is another dimension to Oxfam's consideration of cash as an effective and efficient strategy. (*Evaluation of Oxfam Indonesia's Response to Earthquakes in West Java and West Sumatra. Anne Lockley. February 2010*)

2.3 Positive points/negative points/things to improve

Positive points	Negative points / Risks	Things to improve
<ul style="list-style-type: none"> - Empowerment of community, - Flexibility and freedom based on priority needs, - Beneficiaries are more dignified - Well accepted and well understood by people. - Multiplier effect of cash injection on the local economy. 	<ul style="list-style-type: none"> - High risk to distribute cash in the community - Provokes social jealousy - Beneficiaries build less-quality shelter (versus the standard quality designed by the shelter cluster) 	<ul style="list-style-type: none"> - Maintain the idea of distributing the grant in the premises of the bank. - Be clear with the criteria and explain to area not covered by the project... - Involve the shelter team to check the quality of t-shelter and work on possible partnership with other organizations such as Build Change.

2.4 SWOT analysis

<p>Strengths of Cash Grant</p> <p>Cash Grant distribution is well accepted by the population.</p> <p>Most beneficiaries have used the grant to buy shelter materials and other recovery needs.</p>	<p>Weaknesses of Cash Grant</p> <p>Heavy administrative follow-up (house to house verification, paper works, etc).</p> <p>Difficult to control the people as the time given by the bank is only for certain number of days.</p>
<p>Opportunities linked to implementation of Cash Grant</p> <p>More agencies are looking into the effectiveness and efficiency of giving out cash than goods (especially for shelter)</p> <p>Support local businesses (multiplier effect) and promote competition (lower or stable prices).</p>	<p>Threats related to implementation of Cash Grant</p> <p>Security issue is not posing significant threat buy must be considered.</p> <p>Collection of “Thank You” money by the local leaders from the beneficiaries</p>

2.5 "Problem/solution matrix"

Constraints/ Issues faced	Solutions (if any)	Recommendations / Comments
Fraud: some people pretend to be the owner of the house. Others are even pretending to be the "beneficiary" even if the real beneficiary was already dead.	Gather more info from the neighbours.	- Do not rely only on the local leader (as there were already cases of conspiracy between the leader and the pseudo-beneficiary. If the team is doubtful, do not issue the card. Bring the case to the attention of the EFSL Coordinator (or Program Manager)
Issuance of the cancelled card to another beneficiary that has not been listed/omitted	Never issue (again!) a formerly cancelled card to another beneficiary who was not listed or omitted. It will create confusion and suspicion among the beneficiaries.	- Make sure that each beneficiary has their cards named after them. If the beneficiary is just added due to omission, request for a new card.
Beware of "CRYING LADY" - the case of exclusion and inclusion in the list of beneficiaries should be dealt case to case. A woman who is not living in the village for 8 years and her house was totally destroyed should NOT be considered even if she will cry in the distribution site.	Be clear and consistent with the criteria. Oxfam is concerned with the households (meaning PEOPLE) living in the house rather than the house itself.	- Let a woman staff/partner staff explain politely to the concerned person the criteria of Oxfam.
The physical check of the houses should be done together by the Team leader and partner staff. Both should agree on the final category. Beneficiaries will complain at first because they are afraid that the change in category might change their compensation status with the government.	Explain to the person that we use different list from that of the government.	- Do not be persuaded by the pressures from the local leaders. Be independent as much as possible in the verification process.

3 CONCLUSION & RECOMMENDATIONS

3.1 Recap' of the different lessons learned

- ➔ The cash grant should be integrated with other Oxfam activities as much as possible to have more impact. Beneficiaries of the Emergency Shelter program suggested to Oxfam to assist them by providing building materials so that they can start rebuilding their homes. Based on respondents' perspective, for future emergency, the recipients would **prefer cash**, food, and cement. In addition, most of respondent mentioned that it would be more effective to meet their needs, if food and cash were provided in conjunction.

- ➔ Importance of sensitisation: be clear about the criteria. Tell the beneficiaries not to give “thank you” money to anybody.
- ➔ Coordinate with Finance team regarding the availability of cash. Make adjustments if necessary.
- ➔ Monitor the impacts of the programme at the end of the project

3.2 Recommendations for future EFSL interventions

Internally, Oxfam should look at the feasibility to use Cash Grant as a mechanism for Shelter and PHP activities. As shelter is the main concern after the earthquake, an in-depth assessment should be conducted to see the possibility of responding to the needs of the people through cash 2 weeks after the disaster.

An Inter-agency working group should be established (if UN Cluster bodies could not Host agencies working on CTP) after the disaster to coordinate agencies working on CTP. This will improve coordination process, avoid duplications and harmonize strategies of implementation.

Advocacy paper should be done to lobby government and funding agencies to consider CTP as an option to respond in emergency state and early recovery state.

While Emergency Market Mapping and Analysis was done as part of the program, the response options and recommendation should be interconnected with the EFSL response. In this programme, EMMA was done but its results were not used for the implementation of the program. A link on EMMA and CTP should be further strengthened.

4 RESOURCES AVAILABLE FOR FURTHER INFORMATION

1. West Sumatra EFSL Assessment Report , Oct 2009
2. Concept Note for EFSL, Oct 2009
3. CTP Strategy - EFSL West Sumatra, Nov 2009
4. Cash Grant Payment Guidelines, Nov 2009
5. EMMA Report of Bricks Market, Oct 2009
6. First PDM Report, EFSL West Sumatra, Dec 2009
7. Second PDM Report, EFSL West Sumatra, Feb 2010
8. ToR for Inter-agency Impact Assessment of the CTP, Feb 2010